



Amalfi by CRS Pianca

IT Un'estetica ricercata che rifugge il superfluo, lasciando spazio a superfici ampie e continue. Maniglie a tutta altezza, in tinta o a contrasto con l'anta, enfatizzano le geometrie lineari e i profili delicati, sposandosi con le diverse aperture disponibili: battente, scorrevole, complanare e cardine che, grazie alle caratterizzanti cerniere, permette l'apertura delle ante a 180°. Molteplici le possibilità di personalizzazione capaci di rivestire l'armadio di rinnovati significati e funzioni, come quelle offerte dal modulo home office e dall'anta TV.

EN A refined aesthetic that avoids the superfluous, making room for large, flowing surfaces. Full-height handles, matching or contrasting the door finish, emphasise the linear structures and delicate outlines, blending with the different openings available. These include hinged, sliding, flush sliding and cardine hinged which, thanks to the characteristic hinges, allows the doors to open 180°. There are many customisation options to give the wardrobe renewed meaning and functions, such as those offered by the home office module and the TV door.



Amalfi armadio con apertura cardine. Ante Frassino Lino, maniglia e cerniere Canna di Fucile. Interni materico Perlage Conchiglia. / Amalfi wardrobe with Frassino Lino cardine hinged doors, Canna di Fucile handle and hinges. Perlage Conchiglia materico interior.



1 — Amalfi armadio battente. Ante e fianchi Canaletto, maniglia Champagne opaco. / Amalfi hinged door wardrobe. Canaletto doors and sides, matt Champagne handle.



3 — Amalfi armadio scorrevole. Ante e fianchi Borgogna, maniglia Champagne opaco. / Amalfi sliding door wardrobe. Borgogna doors and sides, matt Champagne handle.



2 — Amalfi armadio cardine. Ante e fianchi laccato opaco Avio, maniglia e cerniere Canna di Fucile. / Amalfi cardine hinged door wardrobe. Avio matt lacquered doors and sides, Canna di Fucile handle and hinges.



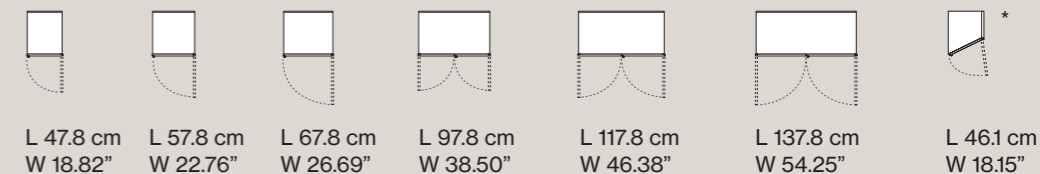
4 — Amalfi armadio complanare. Ante laccato lucido Seta, fianchi laccato opaco Seta, maniglia Champagne opaco. / Amalfi flush sliding door wardrobe. Seta high gloss lacquered doors, Seta matt lacquered sides, matt Champagne handle.



Amalfi by CRS Pianca

Battente / Hinged door

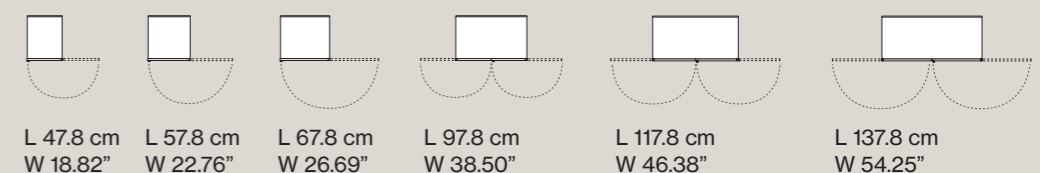
P 42.3 - 59 cm
 H 238.5 - 257.7 - 289.7 cm
 Su misura
 D 16.65" - 23.23"
 H 93.90" - 101.46" - 114.06"
 Made to measure



* No profondità 42.3 cm / Not available depth 16.65"

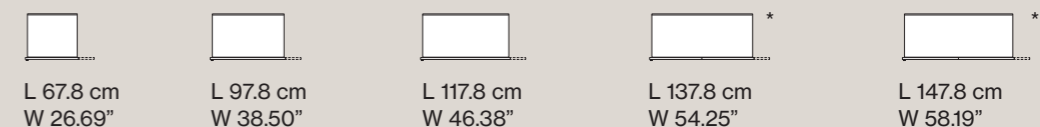
Cardine / Cardine hinged door

P 42.3 - 59 cm
 H 238.5 - 257.7 cm
 Su misura
 D 16.65" - 23.23"
 H 93.90" - 101.46"
 Made to measure



Scorrevole / Sliding door

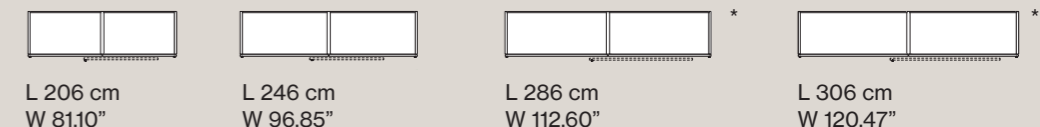
P 42.3 - 59 cm
 H 238.5 - 257.7 - 289.7 cm
 Su misura
 D 16.65" - 23.23"
 H 93.90" - 101.46" - 114.06"
 Made to measure



* No altezza 289.7 cm, larghezza divisa in 2 pannelli / Not available height 114.06", door divided in 2 panels

Complanare / Flush-sliding door

P 59 cm
 H 238.5 - 257.7 cm
 Su misura
 D 23.23"
 H 93.90" - 101.46"
 Made to measure



* Larghezza divisa in 2 pannelli / Door divided in 2 panels

Soluzioni angolari / Corner solutions

P 42.3 - 59 cm
 H 238.5 - 257.7 - 289.7 cm
 Su misura
 D 16.65" - 23.23"
 H 93.90" - 101.46" - 114.06"
 Made to measure



* No profondità 42.3 cm / Not available depth 16.65"



** No altezza 289.7 cm / Not available height 114.06"

Finiture interne armadi e cabine / Wardrobes and walk-in closet internal finishes

Tutte le finiture interne sono applicabili
a: Base, Cappello, Ripiani, Interno
Fianchi, Schienali e Divisori.

All internal finishes are available for:
Base, Top, Shelves, Internal Sides,
Backs and Partitions.



1 – Materico Bon Ton
2 – Duna laccato opaco
nei colori della collezione
/ Duna matt lacquered
in all the colors of our
collection




3 – Materico Perlage
Conchiglia
4 – Materico Perlage
Terra



5 – Materico Noce
Dorato
6 – Materico Borgogna




7 – Materico Larice
Tortora



Ripiani / Shelves

- 1 — Ripiano legno /
Wooden shelf
- 2 — Ripiano legno con
inserto in pelle sintetica /
Wooden shelf synthetic
leather insert



- 3 — Ripiano vetro con
cornice Manganese con
luce led / Glass shelf with
Manganese frame and
LED light
- 4 — Ripiano vetro con
cornice in legno con luce
led / Glass shelf with
wooden frame and LED
light



- 5 — Ripiano Vetro / Glass
shelf



Divisori interni / Internal partitions

- 1 — Divisori a tutta
altezza / Full height
partitions
- 2 — Divisori da base /
Under shelf partitions



- 3 — Raster / Cubbies



Cassettiere / Drawer units

- 1 – A terra / Floor sitting
- 2 – Pensili / Suspended



- 3 – Con elementi a T con vano superiore / T elements with open upper compartment
- 4 – Con elementi a T di pari altezza / T elements flush with a unit top



Top cassettiere / Drawer units top

- 1 – Legno / Wooden
- 2 – Pelle sintetica / Synthetic leather



- 3 – Vetro con cornice legno e luce Led / Glass top with wooden frame and LED light
- 4 – Vetro con cornice metallo e luce Led / Glass top with metal frame and LED light




Cassettiere standard / Drawer fronts

- 1 — Legno / Wood
- 2 — Vetro / Glass



- 3 — Miro frontale vetro con cornice metallo / Miro glass front with metal frame
- 4 — Pelle sintetica / Synthetic leather




Cassettiere metallo / Metal drawer fronts

- 1 — Legno / Wood
- 2 — Vetro / Glass



- 3 — Miro frontale vetro con cornice metallo / Miro glass front with metal frame
- 4 — Pelle sintetica / Synthetic leather



Appenderia / Hangers

- 1 — Servetto estraibile / Pull-down rod
- 2 — Asta appendiabiti di serie / Standard hanging rod
- 3 — Asta appendiabiti Lux / Lux hanging rod



- 4 — Portacinture, portacravatte da applicare al fianco, divisorio / Belt, tie holder fixed on the side, partition
- 5 — Portacravatte fisso / Fixed tie holder



- 6 — Pomolo estraibile incassato nel ripiano / Pull-out knob recessed inside the shelf
- 7 — Asta appendiabiti estraibile / Pull-out hanging rod




Ripiani portascarpe / Shoe shelves

1 — Ripiano portascarpe
legno / Wooden shoe
shelf



2 — Ripiano portascarpe
con battitacco in metallo
/ Shoe shelf with metal
shoe stopper



Purificatore / Air Purifier

1 — Purificatore d'aria /
Air purifier



Cassettiere con ruote / Drawer units on castors

1 — Cassettiere
autoportanti con ruote /
Drawer unit on castors



Cassetti attrezzati con telai estraibili / Drawers equipped with pull-out frames

I telai estraibili vengono fissati al frontale del cassetto in sostituzione del girocassetto / Pull-out trays are fixed to the drawer front replacing the regular drawer frame



Telai estraibili e accessori / Pull-out frames and accessories

1 — Piano legno /
Wooden shelf
2 — Piano vetro /
Glass shelf



3 — Portapantaloni /
Trousers rack
4 — Scarpiera in metallo /
Metal shoe rack




5 — Sacche portabiancheria in tessuto trapuntato /
Hampers in tufted fabric
6 — Sacche portabiancheria in tessuto trapuntato con frontale /
Hampers in tufted fabric with wooden front



Accessori / Accessories

1 — Anello grande portasciarpe, foulard e borse / Large ring hanger for scarves and bags
 Anello piccolo portacravatte o cinture / Small ring hanger for ties and belts
 Bastone prendiabiti / Rod



2 — Gruccia capospalla uomo con portapantaloni / Man hanger with trouser hanger
 Gruccia portapantaloni / Trousers hanger





3 — Gruccia capospalla donna con portagonna / Woman hanger with skirt hanger
 Gruccia portagonne / Skirt hanger



4 — Scatole con coperchio / Boxes with lid
 5 — Fondo per cassetti / Drawer mat



6 — Vassoio e vassoio con griglia portafoulard, cravatte, cinture / Standard tray and basic tray with scarves, ties and belt dividers
 7 — Svuotatasche: possono essere inseriti nei cassetti e vassoi / Valet trays: they can be inserted in drawers and pull-out trays



Specchi / Mirrors

1 — Specchio estraibile ed orientabile applicabile al fianco di armadio scorrevole o complanare / Pull-out and swiveling mirror attached to the side of sliding and flush sliding door wardrobes
 2 — Specchio orientabile applicabile al fianco / Swiveling mirror attached to the side



3 — Specchio fisso applicabile all'anta battente / Fixed mirror attached to the back of hinged doors
 4 — Specchio fianco di finitura / Mirror finishing side



Illuminazione / Lighting

1 — Luci led verticali per moduli armadio / Vertical LED lights for wardrobe modules
 2 — Luci led orizzontali ad incasso per ripiani e cappelli / Horizontal recessed LED lights for shelves and tops
 3 — Ripiano con luce, inserita all'interno del telaio / Shelf with LED light inserted in the frame



Allestimenti interni / Interior configurations



1 Asta appendiabiti /
Hanging rod
6 Ripiani legno /
Wooden shelves
1 Divisorio interno /
Internal partition
1 Portapantaloni estraibile
/ Pull-out trouser rack

2 Aste appendiabiti /
Hanging rods
1 Ripiano legno /
Wooden shelf
2 Ripiani legno estraibili /
Pull-out wooden shelves
1 Cassettiera a terra /
Floor sitting drawer unit
1 Divisorio interno /
Internal partition

2 Aste appendiabiti /
Hanging rods
2 Ripiani legno /
Wooden shelves
1 Cassettiera a terra /
Floor sitting drawer unit
1 Divisorio interno /
Internal partition

2 Ripiani legno /
Wooden shelves
1 Cassettiera pensile /
Suspended drawer unit
1 Cassettiera a terra /
Floor sitting drawer unit



1 Asta appendiabiti /
Hanging rod
1 Ripiani legno /
Wooden shelf
1 Cassettiera a terra /
Floor-sitting drawer unit
1 Raster legno /
Wooden cubby

2 Aste appendiabiti /
Hanging rods
1 Ripiani legno /
Wooden shelf
1 Cassettiera a terra /
Floor-sitting drawer unit
1 Raster legno /
Wooden cubby
1 Divisorio interno /
Internal partition

1 Asta appendiabiti /
Hanging rod
4 Ripiani legno /
Wooden shelves
3 Ripiani portascarpe /
Shoe rack shelves
1 Cassettiera a terra /
Floor-sitting drawer unit
1 Divisorio interno /
Internal partition

1 Asta appendiabiti /
Hanging rod
1 Ripiano legno /
Wooden shelf
1 Cassettiera a terra /
Floor sitting drawer unit

Moduli speciali / Special modules


Armadi / Wardrobes

Moduli speciali / Special modules

- 1 – Modulo stagionale / Seasonal module
- 2 – Modulo per elettrodomestici / Module for household appliances



- 3 – Modulo cassettera esterna / External drawer module
- 4 – Modulo con vano a giorno / Module with open element



- 5 — Modulo a ponte / Bridge module
- 6 — Modulo Home office / Home office Module



- 7 — Modulo TV / TV module
- 8 — Anta TV scorrevole / TV sliding door



- 9 — Angolo battente / Hinged corner module
- 10 — Angolo scorrevole / Sliding corner module



- 11 — Cabina angolare a soffietto / Folding door corner dressing closet
- 12 — Cabina terminale a soffietto / Folding door terminal dressing closet



13 — Modulo terminale a giorno / Open terminal module

14 — Modulo terminale a giorno con asta appendiabiti / Open terminal module with hanging rod



15 — Modulo Terminale a scrigno / Module with L-shaped opening

16 — Angolo battente opposto / External hinged corner module



17 — Modulo sovrapporta / Over door module

18 — Pannelli per modulo centrostanza / Panels for all-side finished modules



19 — Modulo estraibile a ripiani / Pull-out module with shelves



Pianca S.p.A

Via dei Cappellari, 20
31018 – Gaiarine, Treviso
Italy

T +39 0434 756911
F +39 0434 75330

info@pianca.com
pianca.com

p. iva IT01682580269

Vietata la riproduzione a qualsiasi scopo.
Campione promozionale gratuito non destinato alla vendita.
Escluso iva art.2 comma 3D.P.R. 633/72
Esonerato da documento di trasporto art.4 punto 6 d.p.r.627/78

Reproduction prohibited for any purpose.
Free promotional sample not for sale.
Excluding VAT Article 2 paragraph 3D.P.R. 633/72
Exempted from transport document art.4 point 6 d.p.r.627/78

© Pianca 2023

Pianca azienda
certificata FSC®



**Il marchio della
gestione forestale
responsabile**

Chiedi i prodotti
certificati FSC®