



Manhattan by CRS Pianca

IT Design fresco e moderno, ispirato ad un'estetica minimale dalle linee contemporanee. La sofisticata geometria della maniglia ricorda un affusolato profilo alare, costituita da un taglio verticale lungo l'anta e da una parte interna personalizzabile nelle finiture laccate, nelle essenze e nelle finiture metallo opaco o lucido. Ancora più vasta la possibilità di scelta per le ante, disponibili in vetro, specchio, essenza e laccate, da coordinare o meno con la maniglia, per un effetto tono su tono oppure in contrasto.

EN A fresh, modern design inspired by the contemporary lines of minimal aesthetics. The sophisticated shape of the handle – consisting of a vertical groove in the door edge and of an inner surface that can be customised in lacquered, wood finishes or in matt and glossy metal finishes – is reminiscent of the tapered profile of a wing. The doors come in an even wider range of finishes, available in glass, mirror, wood and lacquer, coordinated with or differing from the handle for a tone-on-tone or contrasting effect.



Manhattan armadio con apertura battente. Ante Frassino Miele, maniglia Champagne opaco. Interni Duna laccato opaco Ecrù, schienali Duna laccato opaco Fango. / Manhattan wardrobe with Frassino Miele hinged doors and matt Champagne handle. Ecrù Duna matt lacquered interior, Fango Duna matt lacquered back panels.



1 — Manhattan armadio battente. Ante vetro Metallizzato Bronzo, fianchi laccato opaco Ecrù, maniglia Titanio opaco. / Manhattan hinged door wardrobe. Metallizzato Bronzo glass doors, Ecrù matt lacquered sides. Matt Titanio handle.



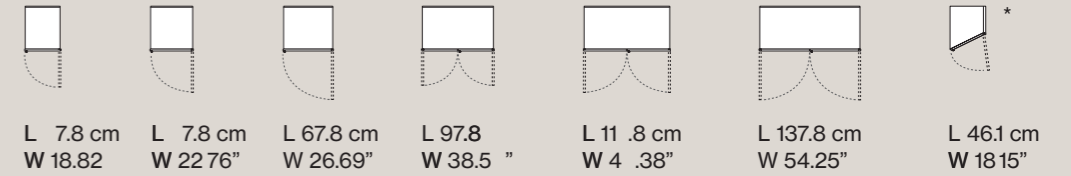
2 — Manhattan scorrevole. Ante e fianchi laccato lucido Fango, maniglia Borgogna. / Manhattan sliding door wardrobe. Fango high gloss lacquered doors and sides, Borgogna handle.



Manhattan by CRS Pianca

Battente / Hinged door

P 42.3 - 59 cm
H 238.5 - 257.7 cm
Su misura
D 16.65" - 23.23"
H 93.90" - 101.46"
Made to measure



* No profondità 42.3 cm / Not available depth 16.65"

Scorrevole / Sliding door

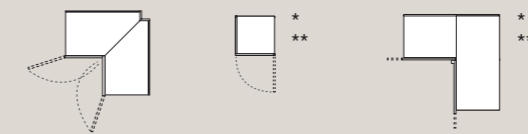
P 42.3 - 59 cm
H 238.5 - 257.7 cm
Su misura
D 16.65" - 23.23"
H 93.90" - 101.46"
Made to measure



* Non disponibile per anta vetro / Not available for glass door

Soluzioni angolari / Corner solutions

P 42.3 - 59 cm
H 238.5 - 257.7 cm
Su misura
D 16.65" - 23.23"
H 93.90" - 101.46"
Made to measure



Battente / Hinged door

Opposto / External opening

Scorrevole / Sliding door

* No profondità 42.3 cm
**Non disponibile



† available depth 16.65"
ta vetro / Not available for glass door

Finiture interne armadi e cabine / Wardrobes and walk-in closet internal finishes

Tutte le finiture interne sono applicabili
a: Base, Cappello, Ripiani, Interno
Fianchi, Schienali e Divisori.

All internal finishes are available for:
Base, Top, Shelves, Internal Sides,
Backs and Partitions.



1 – Materico Bon Ton
2 – Duna laccato opaco
nei colori della collezione
/ Duna matt lacquered
in all the colors of our
collection




3 – Materico Perlage
Conchiglia
4 – Materico Perlage
Terra



5 – Materico Noce
Dorato
6 – Materico Borgogna




7 – Materico Larice
Tortora



Ripiani / Shelves

- 1 — Ripiano legno /
Wooden shelf
- 2 — Ripiano legno con
inserto in pelle sintetica /
Wooden shelf synthetic
leather insert



- 3 — Ripiano vetro con
cornice Manganese con
luce led / Glass shelf with
Manganese frame and
LED light
- 4 — Ripiano vetro con
cornice in legno con luce
led / Glass shelf with
wooden frame and LED
light



- 5 — Ripiano Vetro / Glass
shelf



Divisori interni / Internal partitions

- 1 — Divisori a tutta
altezza / Full height
partitions
- 2 — Divisori da base /
Under shelf partitions



- 3 — Raster / Cubbies



Cassettiere / Drawer units

- 1 – A terra / Floor sitting
- 2 – Pensili / Suspended



- 3 – Con elementi a T con vano superiore / T elements with open upper compartment
- 4 – Con elementi a T di pari altezza / T elements flush with a unit top



Top cassettiere / Drawer units top

- 1 – Legno / Wooden
- 2 – Pelle sintetica / Synthetic leather



- 3 – Vetro con cornice legno e luce Led / Glass top with wooden frame and LED light
- 4 – Vetro con cornice metallo e luce Led / Glass top with metal frame and LED light




Cassettiere standard / Drawer fronts

- 1 — Legno / Wood
- 2 — Vetro / Glass



- 3 — Miro frontale vetro con cornice metallo / Miro glass front with metal frame
- 4 — Pelle sintetica / Synthetic leather




Cassettiere metallo / Metal drawer fronts

- 1 — Legno / Wood
- 2 — Vetro / Glass



- 3 — Miro frontale vetro con cornice metallo / Miro glass front with metal frame
- 4 — Pelle sintetica / Synthetic leather



Appenderia / Hangers

- 1 — Servetto estraibile / Pull-down rod
- 2 — Asta appendiabiti di serie / Standard hanging rod
- 3 — Asta appendiabiti Lux / Lux hanging rod



- 4 — Portacinture, portacravatte da applicare al fianco, divisorio / Belt, tie holder fixed on the side, partition
- 5 — Portacravatte fisso / Fixed tie holder




- 6 — Pomolo estraibile incassato nel ripiano / Pull-out knob recessed inside the shelf
- 7 — Asta appendiabiti estraibile / Pull-out hanging rod



Ripiani portascarpe / Shoe shelves

- 1 — Ripiano portascarpe legno / Wooden shoe shelf
- 2 — Ripiano portascarpe con battitacco in metallo / Shoe shelf with metal shoe stopper



Purificatore / Air Purifier

- 1 — Purificatore d'aria / Air purifier



Cassettiere con ruote / Drawer units on castors

- 1 — Cassettiere autoportanti con ruote / Drawer unit on castors



Cassetti attrezzati con telai estraibili / Drawers equipped with pull-out frames

I telai estraibili vengono fissati al frontale del cassetto in sostituzione del girocassetto / Pull-out trays are fixed to the drawer front replacing the regular drawer frame



Telai estraibili e accessori / Pull-out frames and accessories

1 — Piano legno /
Wooden shelf
2 — Piano vetro /
Glass shelf



3 — Portapantaloni /
Trousers rack
4 — Scarpiera in metallo /
Metal shoe rack




5 — Sacche portabiancheria in tessuto trapuntato /
Hampers in tufted fabric
6 — Sacche portabiancheria in tessuto trapuntato con frontale /
Hampers in tufted fabric with wooden front



Accessori / Accessories

1 — Anello grande portasciarpe, foulard e borse / Large ring hanger for scarves and bags
 Anello piccolo portacravatte o cinture / Small ring hanger for ties and belts
 Bastone prendiabiti / Rod



2 — Gruccia capospalla uomo con portapantaloni / Man hanger with trouser hanger
 Gruccia portapantaloni / Trousers hanger




3 — Gruccia capospalla donna con portagonna / Woman hanger with skirt hanger
 Gruccia portagonne / Skirt hanger



4 — Scatole con coperchio / Boxes with lid
 5 — Fondo per cassetti / Drawer mat



6 — Vassoio e vassoio con griglia portafoulard, cravatte, cinture / Standard tray and basic tray with scarves, ties and belt dividers
 7 — Svuotatasche: possono essere inseriti nei cassetti e vassoi / Valet trays: they can be inserted in drawers and pull-out trays



Specchi / Mirrors

1 — Specchio estraibile ed orientabile applicabile al fianco di armadio scorrevole o complanare / Pull-out and swiveling mirror attached to the side of sliding and flush sliding door wardrobes
 2 — Specchio orientabile applicabile al fianco / Swiveling mirror attached to the side



3 — Specchio fisso applicabile all'anta battente / Fixed mirror attached to the back of hinged doors
 4 — Specchio fianco di finitura / Mirror finishing side



Illuminazione / Lighting

1 — Luci led verticali per moduli armadio / Vertical LED lights for wardrobe modules
 2 — Luci led orizzontali ad incasso per ripiani e cappelli / Horizontal recessed LED lights for shelves and tops
 3 — Ripiano con luce, inserita all'interno del telaio / Shelf with LED light inserted in the frame



Allestimenti interni / Interior configurations



1 Asta appendiabiti /
Hanging rod
6 Ripiani legno /
Wooden shelves
1 Divisorio interno /
Internal partition
1 Portapantaloni estraibile
/ Pull-out trouser rack

2 Aste appendiabiti /
Hanging rods
1 Ripiano legno /
Wooden shelf
2 Ripiani legno estraibili /
Pull-out wooden shelves
1 Cassettiera a terra /
Floor sitting drawer unit
1 Divisorio interno /
Internal partition

2 Aste appendiabiti /
Hanging rods
2 Ripiani legno /
Wooden shelves
1 Cassettiera a terra /
Floor sitting drawer unit
1 Divisorio interno /
Internal partition

2 Ripiani legno /
Wooden shelves
1 Cassettiera pensile /
Suspended drawer unit
1 Cassettiera a terra /
Floor sitting drawer unit



1 Asta appendiabiti /
Hanging rod
1 Ripiani legno /
Wooden shelf
1 Cassettiera a terra /
Floor-sitting drawer unit
1 Raster legno /
Wooden cubby

2 Aste appendiabiti /
Hanging rods
1 Ripiani legno /
Wooden shelf
1 Cassettiera a terra /
Floor-sitting drawer unit
1 Raster legno /
Wooden cubby
1 Divisorio interno /
Internal partition

1 Asta appendiabiti /
Hanging rod
4 Ripiani legno /
Wooden shelves
3 Ripiani portascarpe /
Shoe rack shelves
1 Cassettiera a terra /
Floor-sitting drawer unit
1 Divisorio interno /
Internal partition

1 Asta appendiabiti /
Hanging rod
1 Ripiano legno /
Wooden shelf
1 Cassettiera a terra /
Floor sitting drawer unit

Moduli speciali / Special modules

Armadi / Wardrobes

Moduli speciali / Special modules

- 1 – Modulo stagionale / Seasonal module
- 2 – Modulo per elettrodomestici / Module for household appliances



- 3 – Modulo cassettera esterna / External drawer module
- 4 – Modulo con vano a giorno / Module with open element




- 5 — Modulo a ponte / Bridge module
- 6 — Modulo Home office / Home office Module



- 7 — Modulo TV / TV module
- 8 — Anta TV scorrevole / TV sliding door



- 9 — Angolo battente / Hinged corner module
- 10 — Angolo scorrevole / Sliding corner module



- 11 — Cabina angolare a soffietto / Folding door corner dressing closet
- 12 — Cabina terminale a soffietto / Folding door terminal dressing closet



13 — Modulo terminale a giorno / Open terminal module

14 — Modulo terminale a giorno con asta appendiabiti / Open terminal module with hanging rod



15 — Modulo Terminale a scrigno / Module with L-shaped opening

16 — Angolo battente opposto / External hinged corner module



17 — Modulo sovrapporta / Over door module

18 — Pannelli per modulo centrostanza / Panels for all-side finished modules



19 — Modulo estraibile a ripiani / Pull-out module with shelves



Pianca S.p.A

Via dei Cappellari, 20
31018 – Gaiarine, Treviso
Italy

T +39 0434 756911
F +39 0434 75330

info@pianca.com
pianca.com

p. iva IT01682580269

Vietata la riproduzione a qualsiasi scopo.
Campione promozionale gratuito non destinato alla vendita.
Escluso iva art.2 comma 3D.P.R. 633/72
Esonerato da documento di trasporto art.4 punto 6 d.p.r.627/78

Reproduction prohibited for any purpose.
Free promotional sample not for sale.
Excluding VAT Article 2 paragraph 3D.P.R. 633/72
Exempted from transport document art.4 point 6 d.p.r.627/78

© Pianca 2023

Pianca azienda
certificata FSC®



**Il marchio della
gestione forestale
responsabile**

Chiedi i prodotti
certificati FSC®

Pianca S.p.A

Via dei Cappellari, 20
31018 – Gaiarine, Treviso
Italy

T +39 0434 756911
F +39 0434 75330

info@pianca.com
pianca.com

p. iva IT01682580269

Vietata la riproduzione a qualsiasi scopo.
Campione promozionale gratuito non destinato alla vendita.
Escluso iva art.2 comma 3D.P.R. 633/72
Esonerato da documento di trasporto art.4 punto 6 d.p.r.627/78

Reproduction prohibited for any purpose.
Free promotional sample not for sale.
Excluding VAT Article 2 paragraph 3D.P.R. 633/72
Exempted from transport document art.4 point 6 d.p.r.627/78

© Pianca 2023

Pianca azienda
certificata FSC®



**Il marchio della
gestione forestale
responsabile**

Chiedi i prodotti
certificati FSC®